

Application Instruction For LOGO HEAT TRANSFER

Contact Information

www.logoheattransfer.com

Tel:647-499-7651

Address: 8-91 Esna Park Drive,
Markham Ontario L3R2S2, Canada

Email: logoheattransfer@outlook.com

Iron-on Appliques

Instructions by heat press

We offer 3.5 inches instock NHL,NFL,MLB and NBA appliques ,including NHL,NFL,MLB and NBA primary logo appliques .They all come with heat transfer glue on the back,which you can heat transfer it on fabric with only home iron or heat press machine.Customized logo appliques are welcome.If you have any ideas about patches design,mention it,we will make it happen.


How to heat transfer iron-on appliques on fabric with heat press machine?



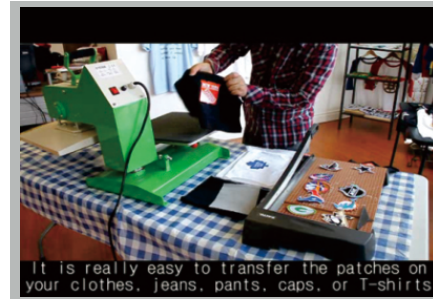
Step 1: pre-heat fabric for a few seconds to get rid of any wrinkles before start




Step 4: Press on the appliques for 25 seconds



Step 2: place the appliques onto the fabric



Step 5: finished



Step 3: get a piece of paper or clothes on the top of the appliques

All technical information and recommendations are based on tests we believe to be reliable. However, we cannot guarantee performance for conditions not under manufacturer's control. Before using, please determine the suitability of product for its intended use. The user assumes all risk and liability whatsoever in connection with the use of this product. Seller's and manufacturer's only obligation shall be to replace such quantity of the product proved to be defective by manufacturer.