

Application Instruction For

LOGO HEAT TRANSFER

Contact Information

www.logoheattransfer.com

Tel:647-499-7651

Address: 8-91 Esna Park Drive,
Markham Ontario L3R2S2, Canada

Email: logoheattransfer@outlook.com

Iron-on-Appliques

Instructions by home iron

We offer 3.5 inches in stock NHL,NFL,MLB and NBA appliques,including NHL,NFL,MLB and NBA primary logo appliquesThey all come with heat transfer glue on the back,which you can heat transfer it on fabric with only home iron or heat press machine.

Customized logo appliques are welcome.If you have any ideas about appliques design,mention it,we will make it happen.

How to heat transfer iron-on appliques on fabric with home iron?

Step 1: find a hard surface that is waist-higher lower , ironing boards not recommended



Step 3: Pre-heat fabric to get rid of any wrinkles and moisture before start




Step 5: Cover the appliques with a grease proof paper or cloth




Step 2: Set your home iron to its maximum temperature and no steam




Step 4: Place the patch onto the fabric



Step 6: use firm pressure to press appliques for 30-60 seconds



Step 7: remove the grease proof paper, and all is finished



All technical information and recommendations are based on tests we believe to be reliable. However, we cannot guarantee performance for conditions not under manufacturer's control. Before using, please determine the suitability of product for its intended use. The user assumes all risk and liability whatsoever in connection with the use of this product. Seller's and manufacturer's only obligation shall be to replace such quantity of the product proved to be defective by manufacturer.